
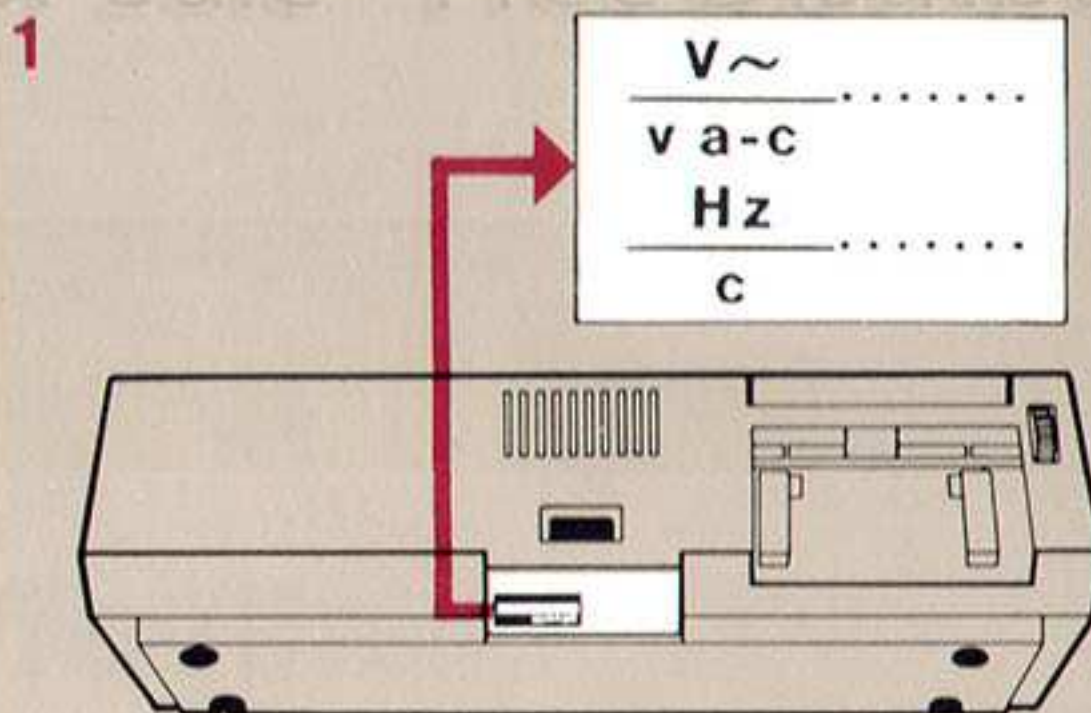
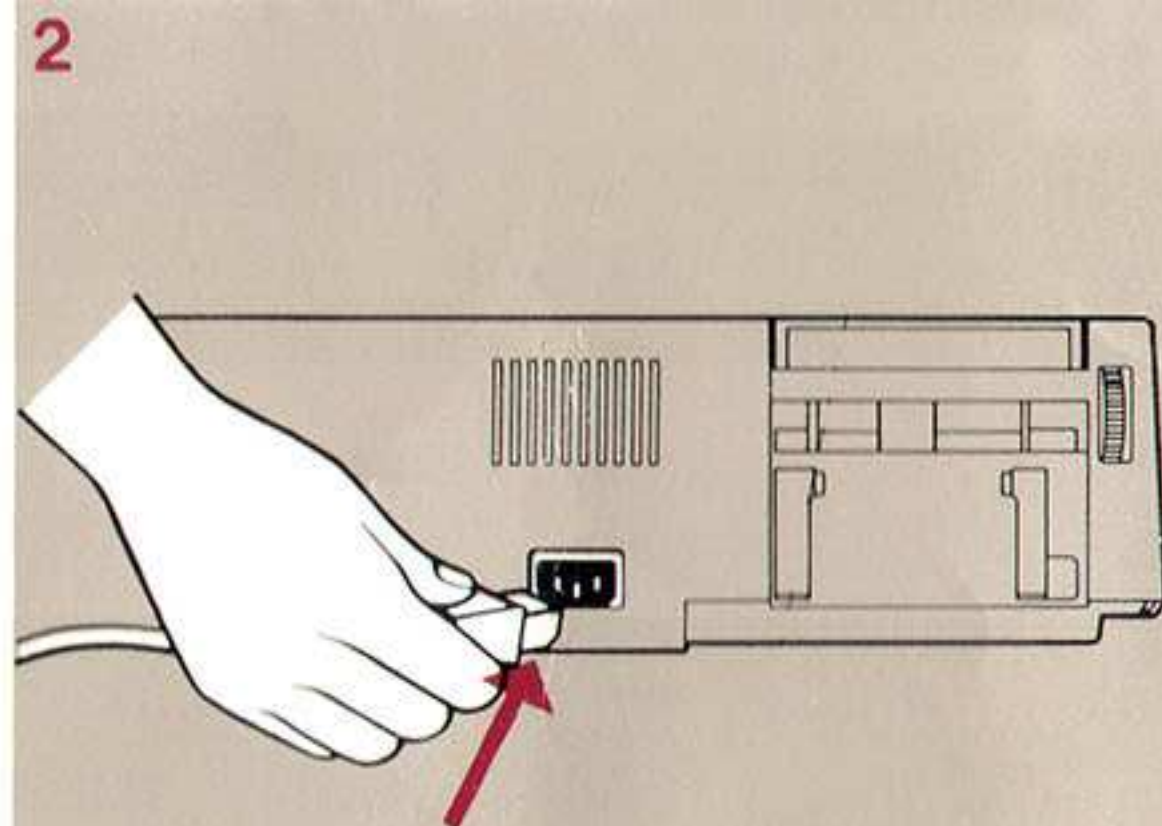
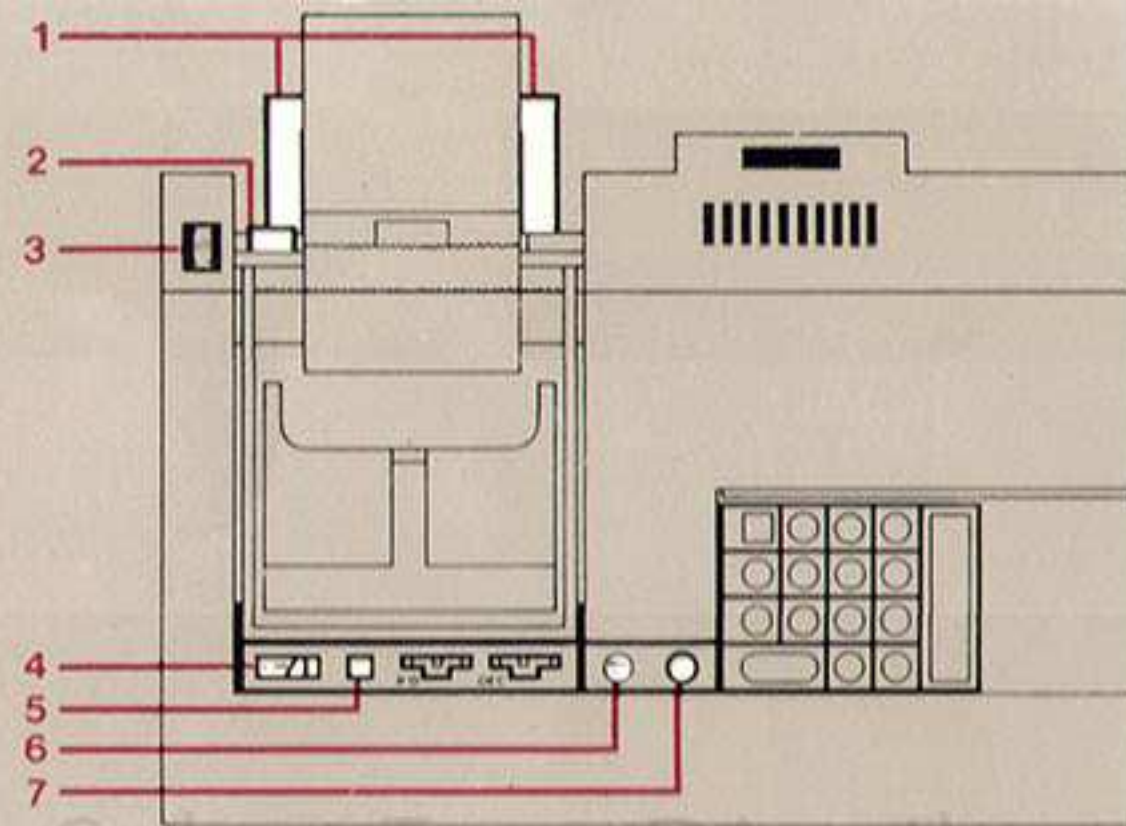


**INSTRUCTIONS FOR USE**

**olivetti LOGOS 55**

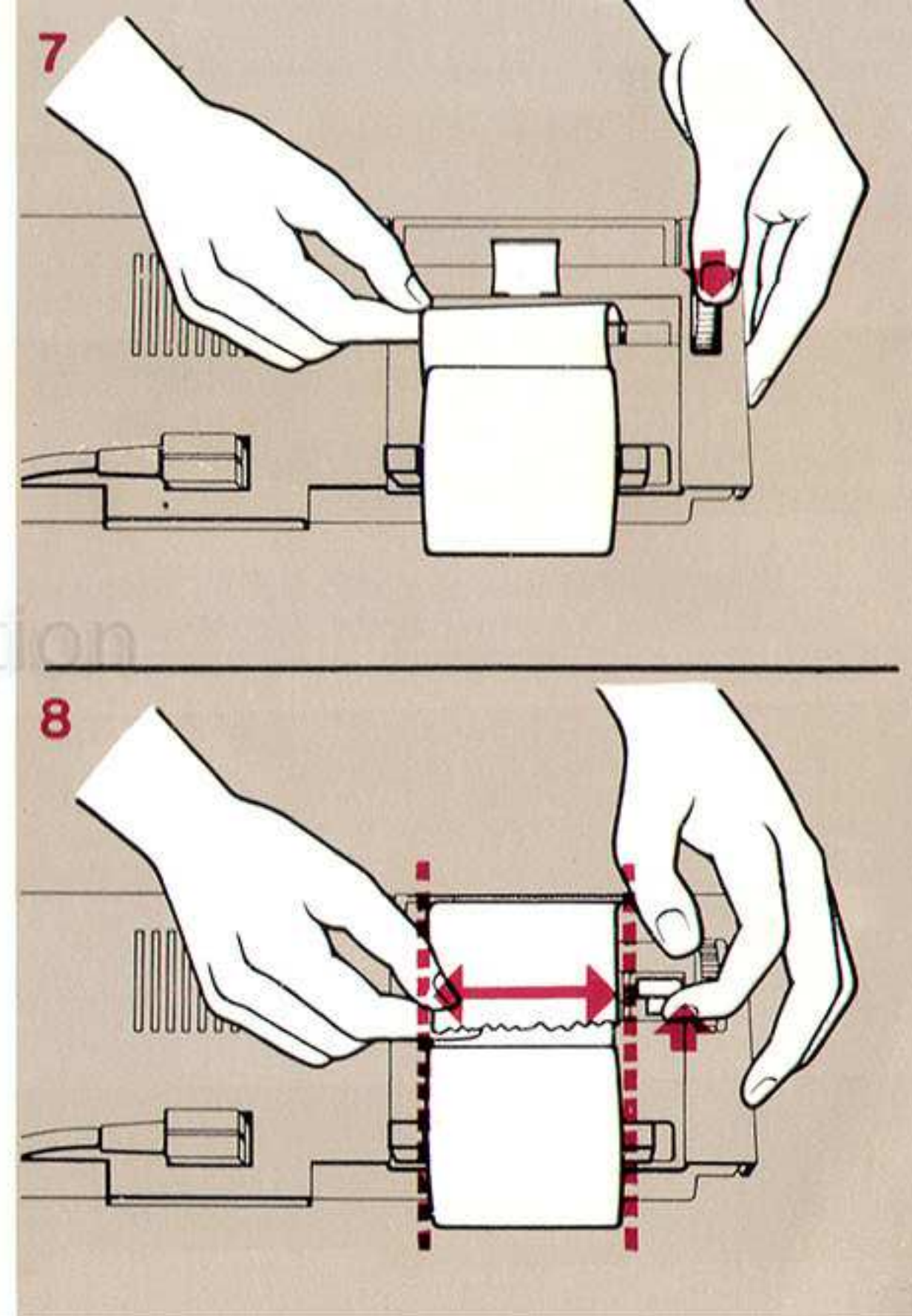
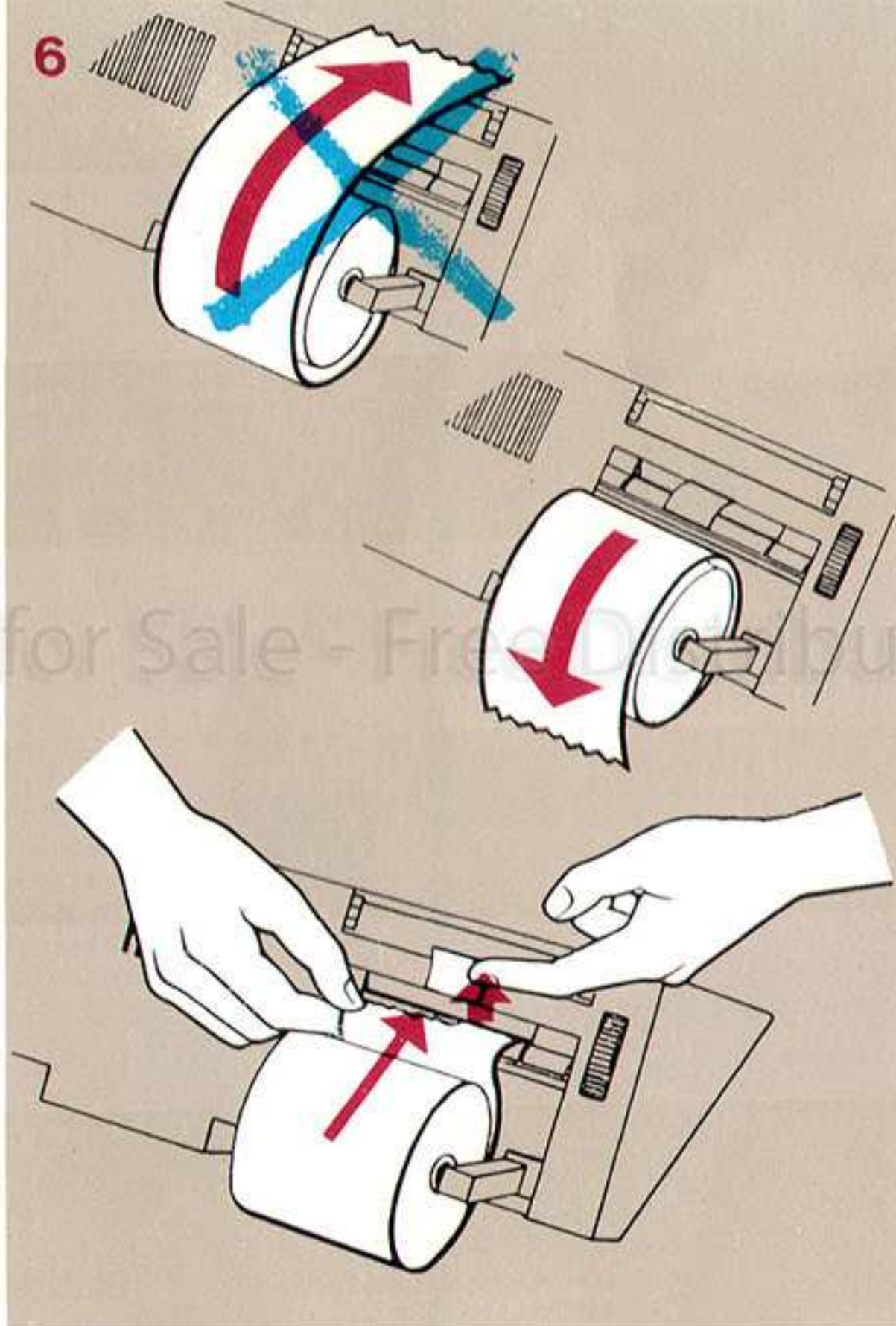
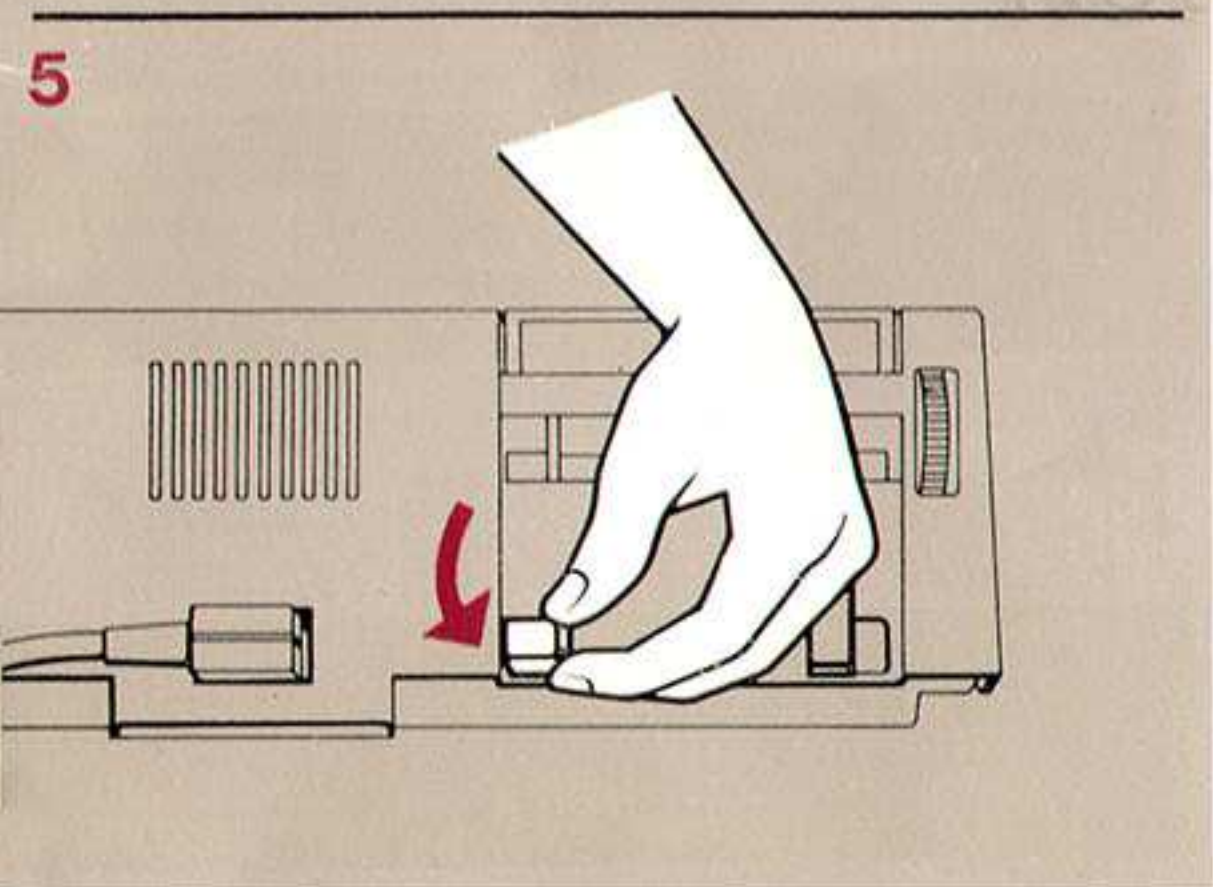
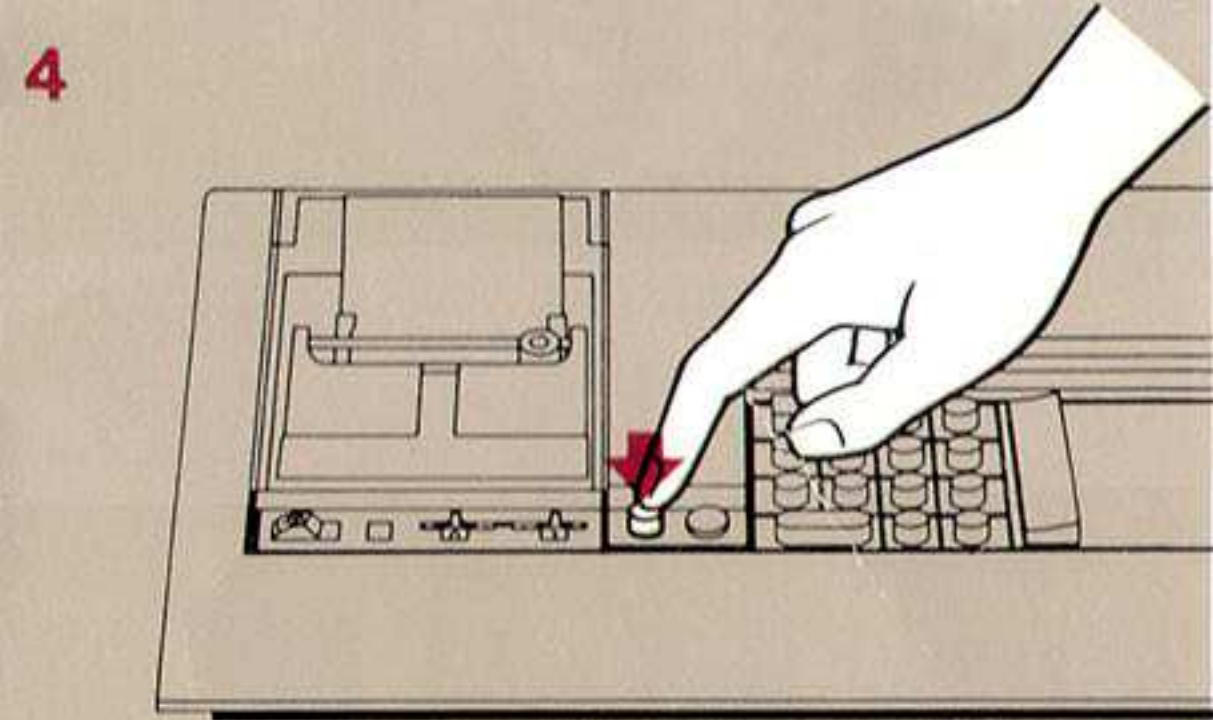


1. Paper Roll Holders
2. Paper Release Lever
3. Paper Tape Advance Wheel
4. Power Switch
5. Power Light
6. Registers Clear Key
7. Overflow Indicator



Not for Sale - Free Distribution









Round-off Control. This control is used in multiplication. Three positions can be selected:

0 - non-operative

5 - the last printed digit of any product is automatically rounded off to the next half cent

9 - the last printed digit is rounded up when the value of the first discarded digit is one or more.



Decimal Control (0-7). Results print with decimals as indicated by the decimal control, regardless of the number of decimals entered and calculated in each factor.



Registers Clear Key. Erases all data and cancels overflow indicator: the symbol TT will print indicating that the machine is clear.



Keyboard Clear Key. Clears keyboard entry and cancels overflow indicator.



Entry of decimal point.



Entry of negative algebraic sign.



The plus key adds in the register.

The total key prints the amount and clears the register.

The subtotal key prints the amount without clearing the register.

The minus key subtracts in the register.



First Factor Entry Key. Depression of this key establishes entry as multiplicand or dividend.



Multiplication Equals Key. Depression of this key after entry of multiplier results in calculation of the product.



Division Equals Key. Depression of this key after entry of divisor results in calculation of the quotient.



Constant Key. Input and output of constant data. This key must be depressed simultaneously with operational keys.



Product Accumulation Key. Depression of this key after entry of multiplier results in calculation of the product and its automatic accumulation in the register.



«R» Key. Depression of this key prints the remainder in division.

Not for Sale - Free Distribution

**Capacity: 16 digits**





## ADDITION AND SUBTRACTION

$$12.57 + 2 - 14.57 - 15.25 = -0.68$$

Enter

R/O **0** DEC **2**

12.57

2

15.25

Depress



Tape

TT

12.57 +1

2.00 +1

14.57 S1

15.25 -1

-0.68 T1

## MULTIPLICATION

$$123,456.1234567 \times 4,321.1234 - 533,469,143.9420352$$

Enter

R/O **0** DEC **7**

123456.1234567

4321.1234

Depress



Tape

TT

123 456.1234567 #

4 321.1234000 x

533 469 143.9420352 T

## DIVISION

1,256 ÷ 13 = 96  
Remainder 8

Enter

R/O **0** DEC **0**

1256

13

Depress

ENTER #  
x ÷  
÷=  
R

Tape

1 256 #  
13 :  
96 T  
8 R

## MULTIPLICATION WITH CONSTANT MULTIPLIER

45.15 × 225.75 = 10,192.61  
1,386 × 225.75 = 312,889.5  
22.5 × 225.75 = 5,079.38

Enter

R/O **5** DEC **2**

225.75

45.15

1386

22.5

Depress

ENTER # CONSTANT (\*)  
x ÷  
x= CONSTANT  
x= CONSTANT  
x= CONSTANT

Tape

225.75 #2  
45.15 #  
225.75 x2  
10 192.61 T  
  
1 386.00 #  
225.75 x2  
312 889.50 T  
  
22.50 #  
225.75 x2  
5 079.38 T

(\*) Stored constants are identified by the symbol 2 printed alongside the amount on the paper tape.



### DIVISION WITH CONSTANT DIVISOR

$$7,583.25 \div 35.88 = 211.35$$

$$33.22 \div 35.88 = 0.92$$

$$476 \div 35.88 = 13.26$$

Enter

R/O **0** DEC **2**

35.88

7583.25

33.22

476

Depress

ENTER # CONSTANT

÷= CONSTANT

÷= CONSTANT

÷= CONSTANT

Tape

35.88 #2

7 583.25 #

35.88 :2

211.35 T

33.22 #

35.88 :2

0.92 T

476.00 #

35.88 :2

13.26 T

### DIVISION WITH CONSTANT DIVIDEND

$$35.88 \div 2.72 = 13.19$$

$$35.88 \div 2.66 = 13.48$$

$$35.88 \div 3.14 = 11.42$$

Enter

R/O **0** DEC **2**

35.88

2.72

2.66

3.14

Depress

+

÷=

S

÷=

T

÷=

Tape

35.88 +1

2.72 :

13.19 T

35.88 S1

2.66 :

13.48 T

35.88 T1

3.14 :

11.42 T

### ALGEBRAIC OPERATION

$$\frac{1,825 \times (-78)}{-2} = 71,175$$

Enter

R/O **0** DEC **0**

1825

-78

-2

Depress

ENTER #

**x=**

**÷=**

Tape

1 825 #  
 -78 x  
 -142 350 T  
 -2 :  
 71 175 T

### CHAIN OPERATION

(Using the previous result as the first term of the next calculation)

$$\frac{(125 + 155 + 155^*) \times 33}{2} + 823 = 8,000$$

\* For repeated entries, simply depress the plus or minus keys the required number of times; the machine automatically retains an entry until it is replaced.

Enter

R/O **0** DEC **0**

125

155

33

2

823

Depress

**+**

**+**

**+**

**T**

**x=**

**÷=**

**+**

**+**

**T**

Tape

125 +1  
 155 +1  
 155 +1  
 435 T1

33 x  
 14 355 T

2 :  
 7 177 T

7 177 +1  
 823 +1  
 8 000 T1



## AUTOMATIC ACCUMULATION OF PRODUCTS

88	×	32	=	2,816
112.5	×	75.435	=	8,486.44
15.22	×	35	=	532.70
Sum of products				<u>11,835.14</u>

Enter

Depress

Tape

R/O **9** DEC **2**

88

ENTER #  
x ÷

32

ACC  
P

112.5

ENTER #  
x ÷

75.435

ACC  
P

15.22

ENTER #  
x ÷

35

ACC  
P

T

88.00 #  
32.00 x  
2 816.00 T+

112.50 #  
75.435 x  
8 486.44 T+

15.22 #  
35.00 x  
532.70 T+  
11 835.14 T1

## ACCUMULATION OF MULTIPLICANDS

125	×	35.75	=	4,468.75
197.5	×	4.3678	=	862.64
322.50		Sum of multiplicands		

Enter

Depress

Tape

R/O **0** DEC **2**

125

+

35.75

x=

197.5

+

4.3678

x=

T

125.00 +1  
35.75 x  
4 468.75 T

197.50 +1  
4.3678 x  
862.64 T

322.50 T1

## ACCUMULATION OF DIVIDENDS

$$125 \div 5.75 = 21.73$$

$$285.33 \div 59.61 = 4.78$$

410.33 Sum of dividends

Enter

Depress

Tape

R/O **0** DEC **2**

125



5.75



285.33



59.61



125.00 +1

5.75 :

21.73 T

285.33 +1

59.61 :

4.78 T

410.33 T1

Not for Sale - Free Distribution



Not for Sale - Free

### **Supply Products**

For the best performance and outstanding print quality we recommend Olivetti original supplies.



The Olivetti Paper Roll 74317, 2<sup>15</sup>/<sub>16</sub> inches wide, and the Olivetti Ribbon Cartridge 7337821 are available through all Olivetti branches and sales agents.

### **Taking Care of Your Machine**

You may wish to consider a Guaranteed Machine Performance Agreement which protects you from unexpected expenditure for machine repairs. It eliminates the hidden costs of charge calls and irregular maintenance; you won't be harassed by unnecessary and expensive downtime, by poor quality work and by the frustrations of being unable to get service when you need it.

Ask your Olivetti representative to prepare a service contract for your equipment.

When you buy Guaranteed Machine Performance, you buy peace of mind.

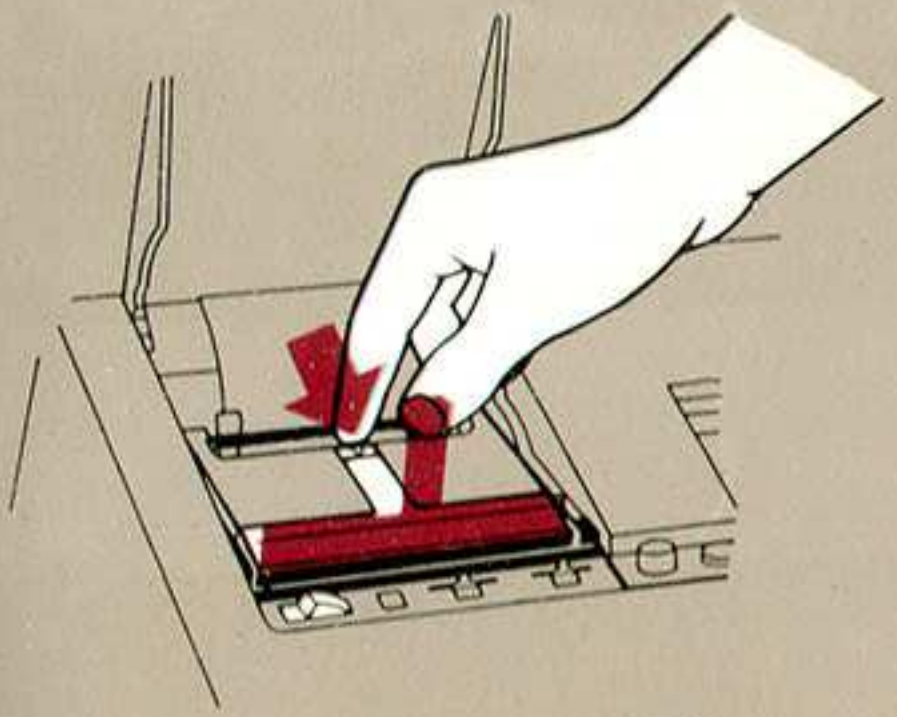


### **The Olivetti Ribbon Cartridge**

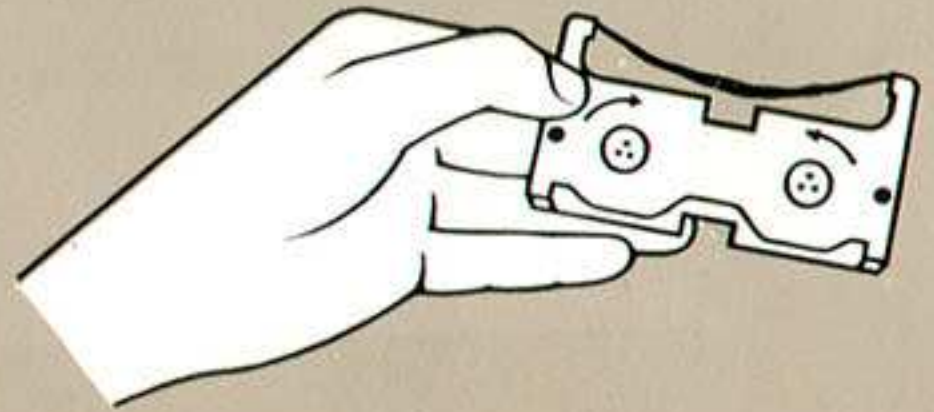
This special cartridge system, designed expressly for Logos, is very simple and enables the ribbon to be changed in a few seconds without soiling the hands.



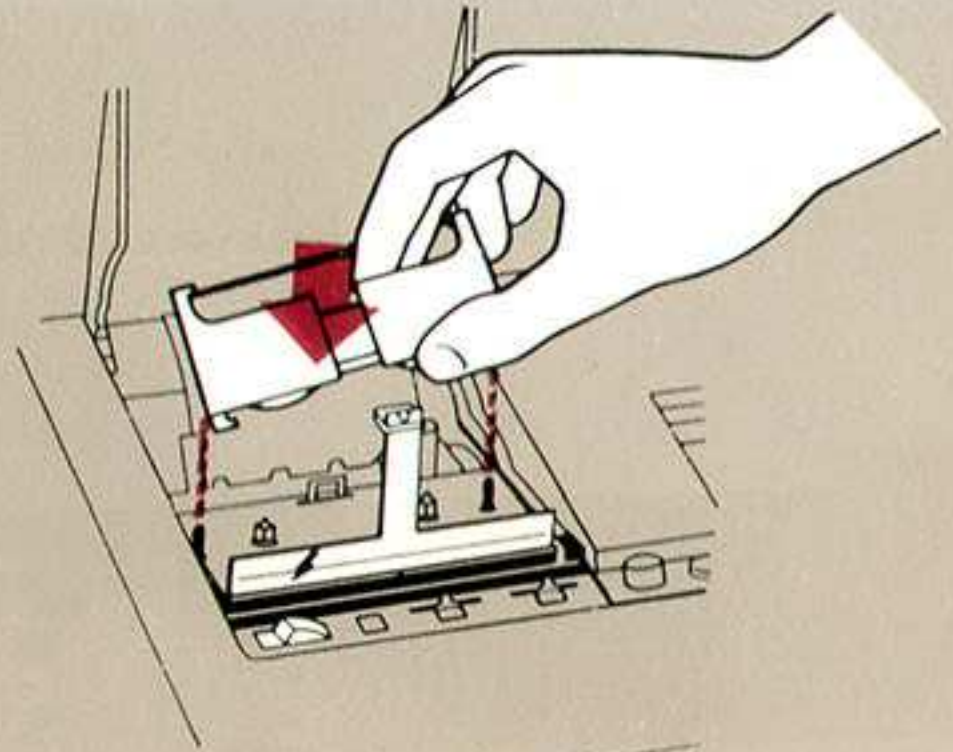
1



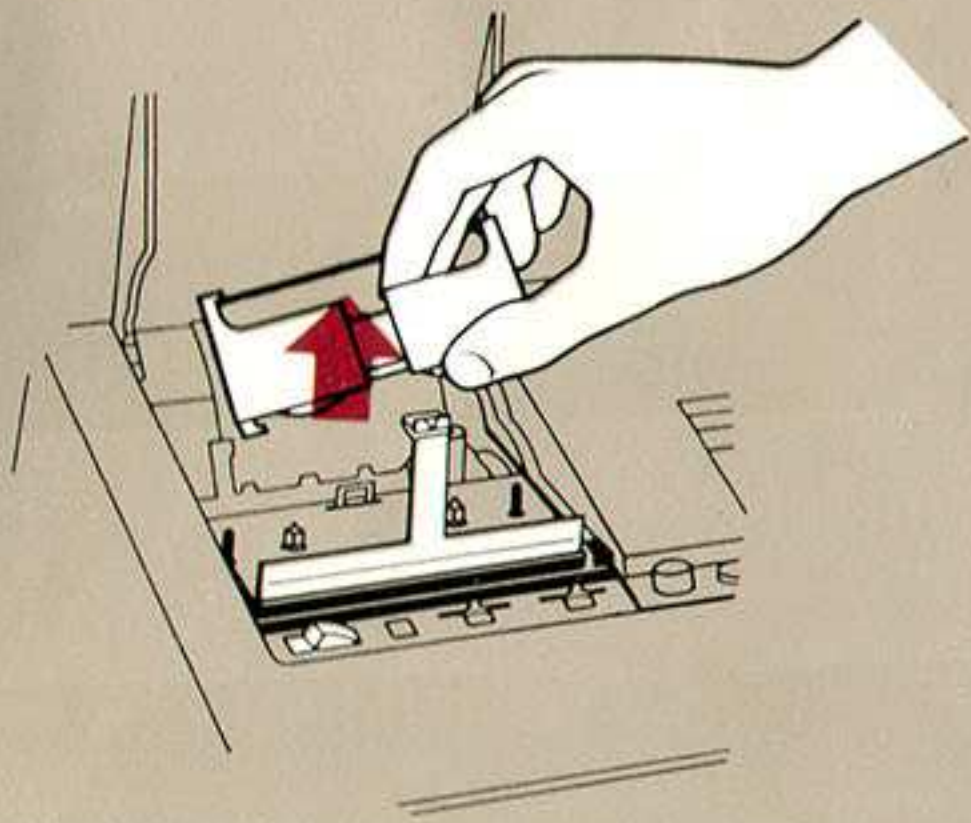
3



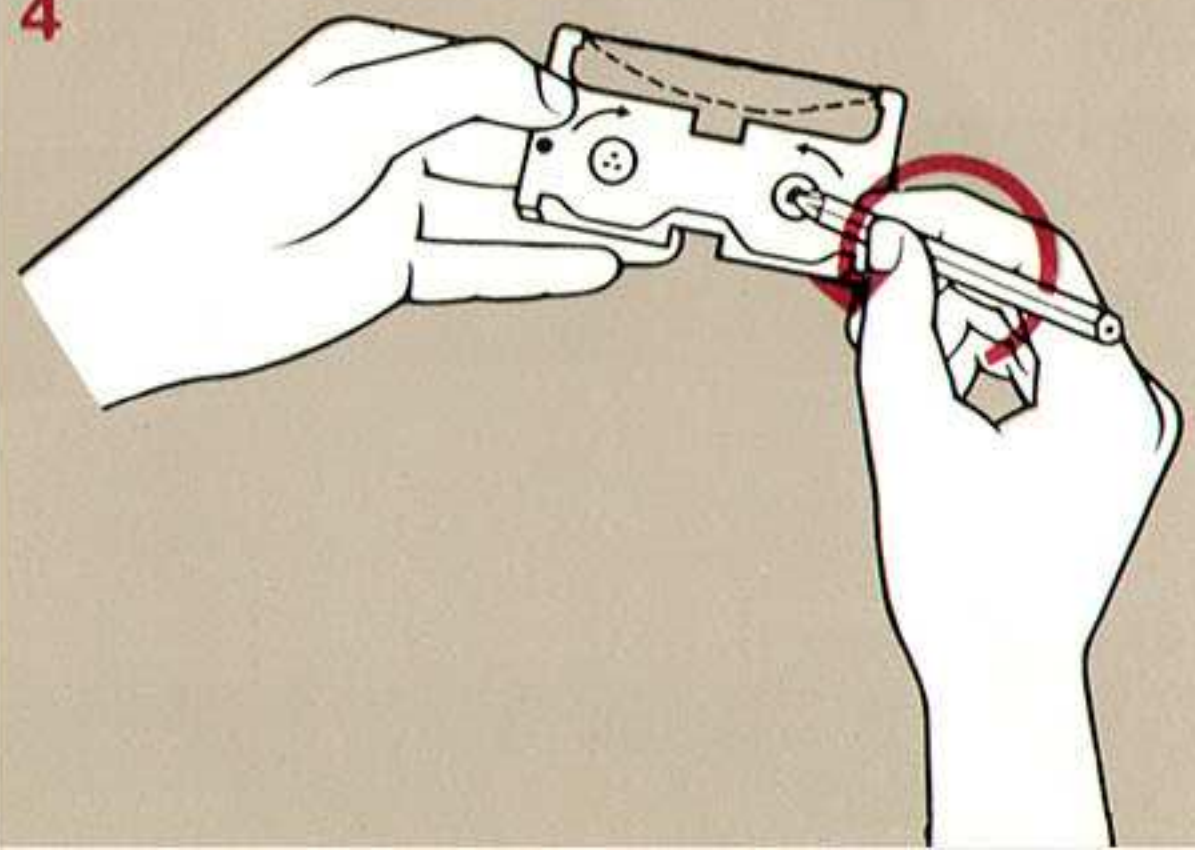
5



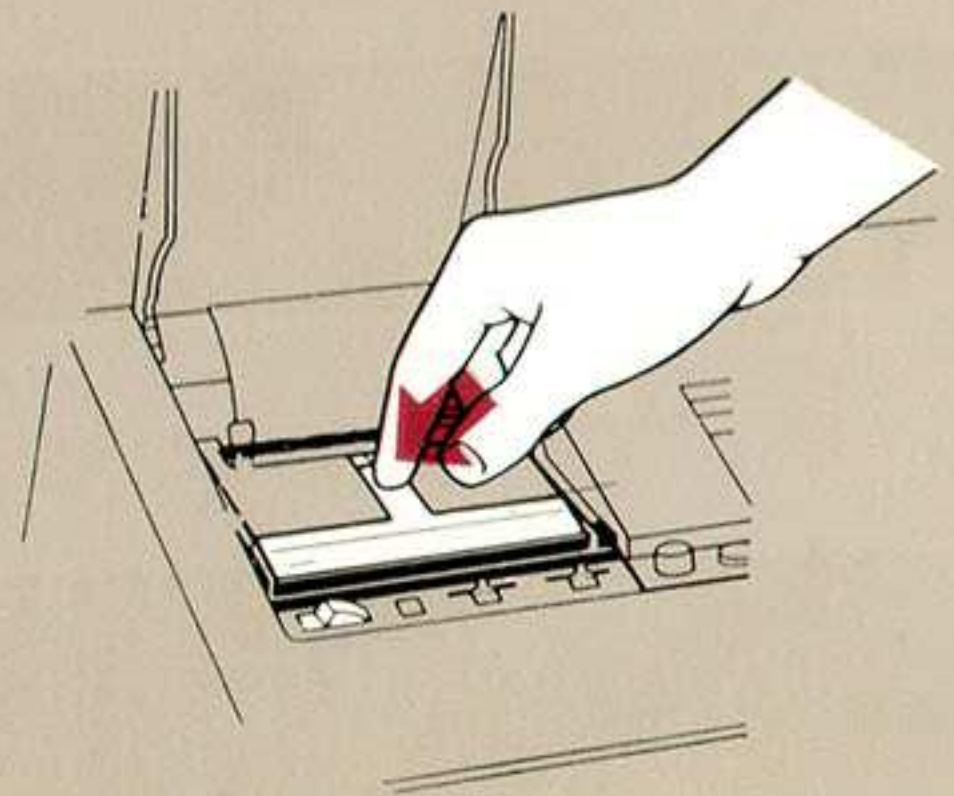
2



4



6



Not for Sale - Free Distribution

Not for Sale - Free Distribution